
renderreport — Component Catalog

Visual reference of all registered components

Contents

Contents	2
1. Layout	6
1.1 Section	6
1.2 SectionHeaderSplit	6
Performance Analysis	6
1.3 Divider	6
1.4 Grid	6
1.5 FlowGroup	7
1.6 Watermark	7
2. Score & Metrics	7
2.1 ScoreCard	7
2.2 MetricCard	8
2.3 Gauge	8
2.4 ProgressBar	8
2.5 ScoreBand	9
2.6 Stat	9
2.7 StatPair	9
2.8 MetricStrip	9
2.9 TrendTile	9
2.10 ModuleComparison	9
2.11 PortfolioSummary	10
3. Narrative & Hero	11
3.1 HeroSummary	11
3.2 CardDashboard	12
3.3 StatusPill	12
3.4 Eyebrow	12
4. Charts	13
4.1 Chart — Bar	13
4.2 Chart — Line (multi-series)	13
4.3 Chart — Pie	14
4.4 Sparkline	15
5. Findings & Callouts	16
5.1 Finding	16
5.2 SpotlightCard	16
5.3 ImpactGrid	16
5.4 ChecklistPanel	17
5.5 ComparisonBlock	17
5.6 Callout	18
5.7 SummaryBox	18

5.8 SeverityOverview	19
6. Tables	20
6.1 AuditTable	20
6.2 BenchmarkTable	20
6.3 PivotTable	20
6.4 Crosstab	21
7. Lists & Structure	22
7.1 List	22
7.2 KeyValueCollection	22
7.3 RoadmapBlock	22
7.4 ComparisonCluster	22
7.5 SideLabel	23
7.6 PhaseBlock	23
7.7 DiagnosisPanel	23
7.8 DominantIssueSpotlight	24
7.9 WrongRightBlock	24
8. Text & Labels	25
8.1 Label	25
8.2 TextBlock	25
8.3 StatusPill (inline)	25
9. Numbers, Dates & Barcodes	26
9.1 NumberField	26
9.2 DateField	26
9.3 ResourceField	26
9.4 Barcode — 1D	26
9.5 Barcode — 2D	26
10. Image	27
11. Marketing & Narrative	28
11.1 ProductHero	28
11.2 FeatureGrid	30
11.3 CTABox	30
11.4 Testimonial	30
11.5 ProcessFlow	31
11.6 Timeline	31
11.7 Funnel	31
11.8 ProblemSolution	32
11.9 BeforeAfter	32
11.10 WhyItMatters	32
11.11 FactBox	32
11.12 QuoteBlock	33
12. Phase 2 — Advanced Extensions	33

12.1 BenefitStrip	33
12.2 PricingCard	33
12.3 RecommendationCard	34
12.4 StepCardRow	34
12.5 Columns	35
12.6 FaqList	35
12.7 UseCaseCard	35
12.8 LogoStrip	36
12.9 PullQuote	36
12.10 BigNumber	36
12.11 GlossaryList	37
12.12 TagCloud	37
12.13 DevicePreview	37
13. Report Patterns	39
13.1 Pattern Architecture	39
13.2 AuditPattern	39
13.3 MarketingPattern	39
13.4 ExecutivePattern	39

1. Layout

1.1 Section

Organises content into titled blocks. Supports levels 1–3.

Level 3

1.2 SectionHeaderSplit

Two-column header: title on the left, body text on the right.

MODULE REPORT

Performance Analysis

Covers load time, Core Web Vitals, and resource budget across all crawled pages.

1.3 Divider

Horizontal rule.

1.4 Grid

Multi-column layout. `item_min_height` for uniform cell heights.

Columns

3

Min-Height


80pt

Gap

16pt

1.5 FlowGroup

Soft keep-together wrapper: stays on one page if it fits within `keep_together_if_under`.



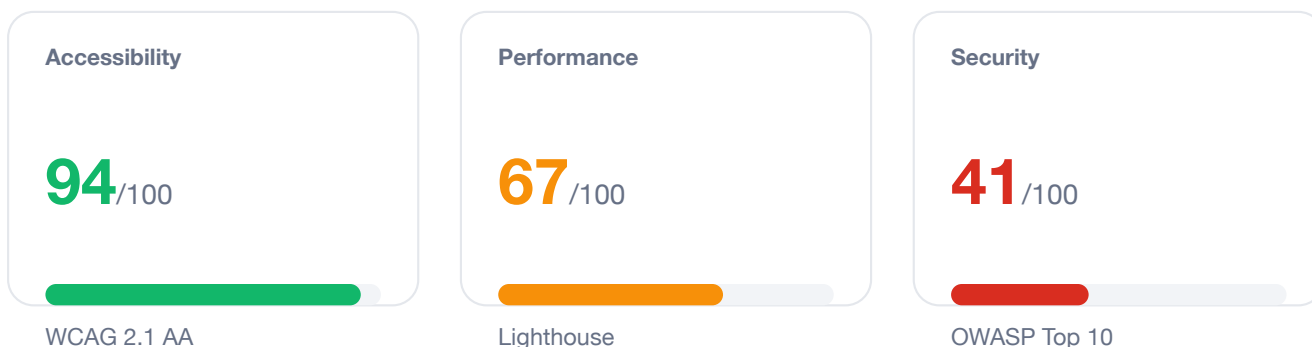
1.6 Watermark

Diagonal background text. Built-in presets: `draft()`, `confidential()`. Placed as overlay on the current page.

2. Score & Metrics

2.1 ScoreCard

Score 0–100 with automatic Good/Warn/Bad status. Optional fixed height.

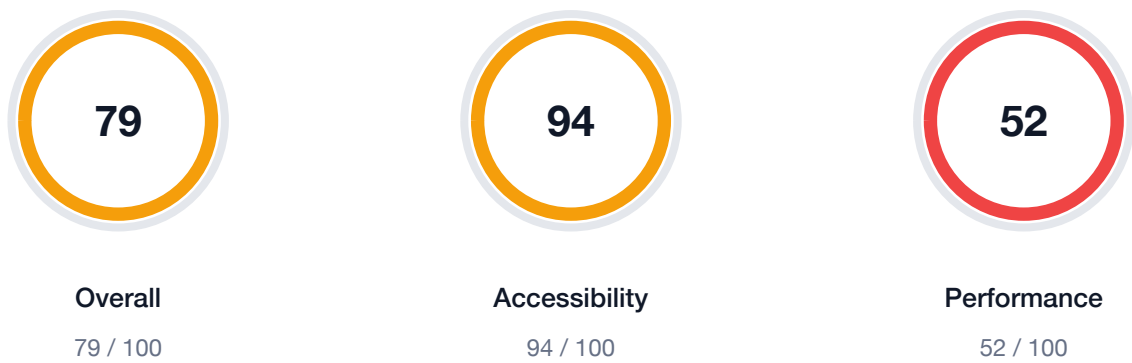


2.2 MetricCard

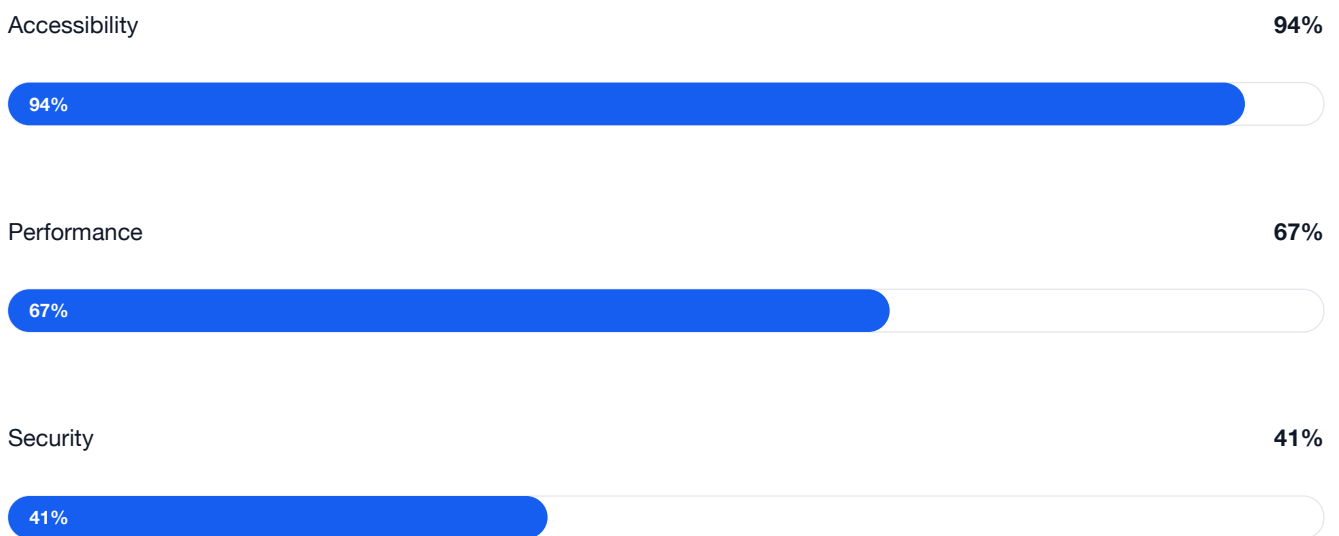
Key/value highlight with optional accent colour and fixed height.



2.3 Gauge



2.4 ProgressBar



2.5 ScoreBand

Overall Score



82

2.6 Stat

Single stat with optional unit, trend and accent.

[stat]

[stat]

[stat]

2.7 StatPair

Two stats side by side.

[stat-pair]

[stat-pair]

2.8 MetricStrip

Compact horizontal strip of key metrics.

Score	Issues	Critical	Pages
79 /100	142	8	24 crawled

2.9 TrendTile

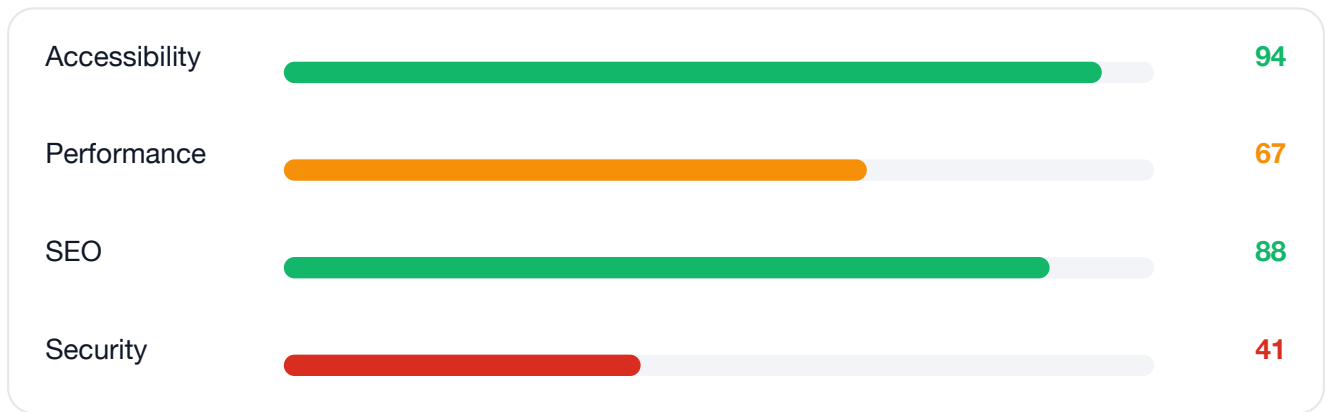
[trend-tile]

[trend-tile]

[trend-tile]

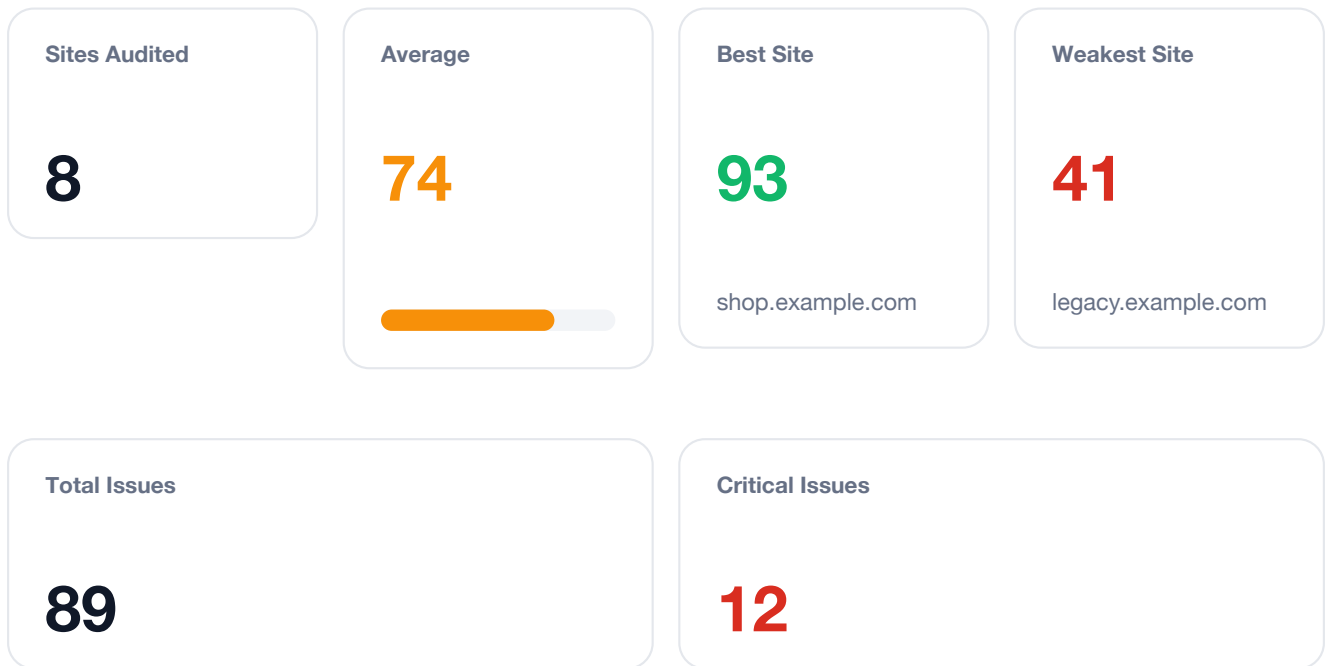
2.10 ModuleComparison

Module Comparison



2.11 PortfolioSummary

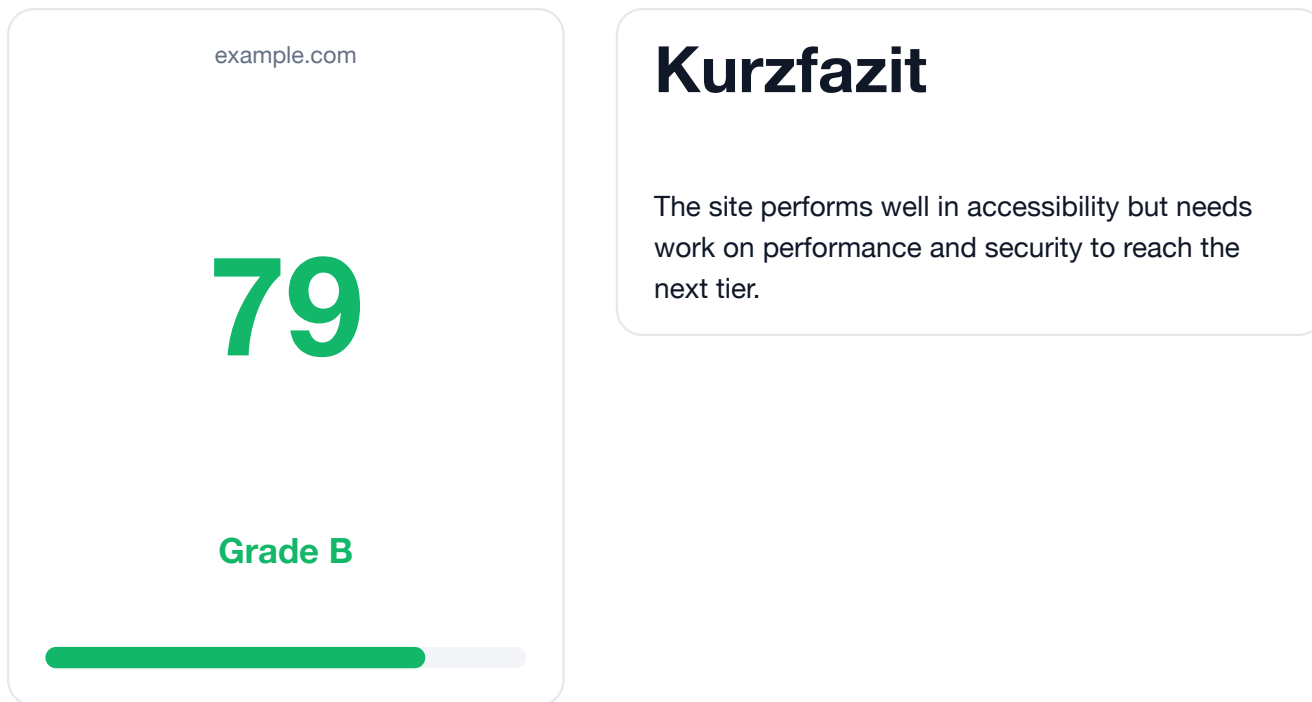
Portfolio-level overview card for batch benchmark reports.



3. Narrative & Hero

3.1 HeroSummary

Executive summary block with score, grade, verdict and key metrics.



Kurzfazit

The site performs well in accessibility but needs work on performance and security to reach the next tier.

Issues

142

Critical

8

Top Actions

1 Add alt text to 14 images

2 Fix colour contrast on hero section

Strengths

- ✓ No keyboard trap violations
- ✓ Valid SSL certificate

3.2 CardDashboard

Grid of module score cards with interpretation text.



3.3 StatusPill

Compact colour-coded status badge. Built-in presets: good, warn, bad, neutral, info.

[status-pill]

[status-pill]

[status-pill]

[status-pill]

[status-pill]

3.4 Eyebrow

Small uppercase label above a heading, typical in editorial design.

MODULE REPORT

CONFIDENTIAL

4. Charts

4.1 Chart — Bar

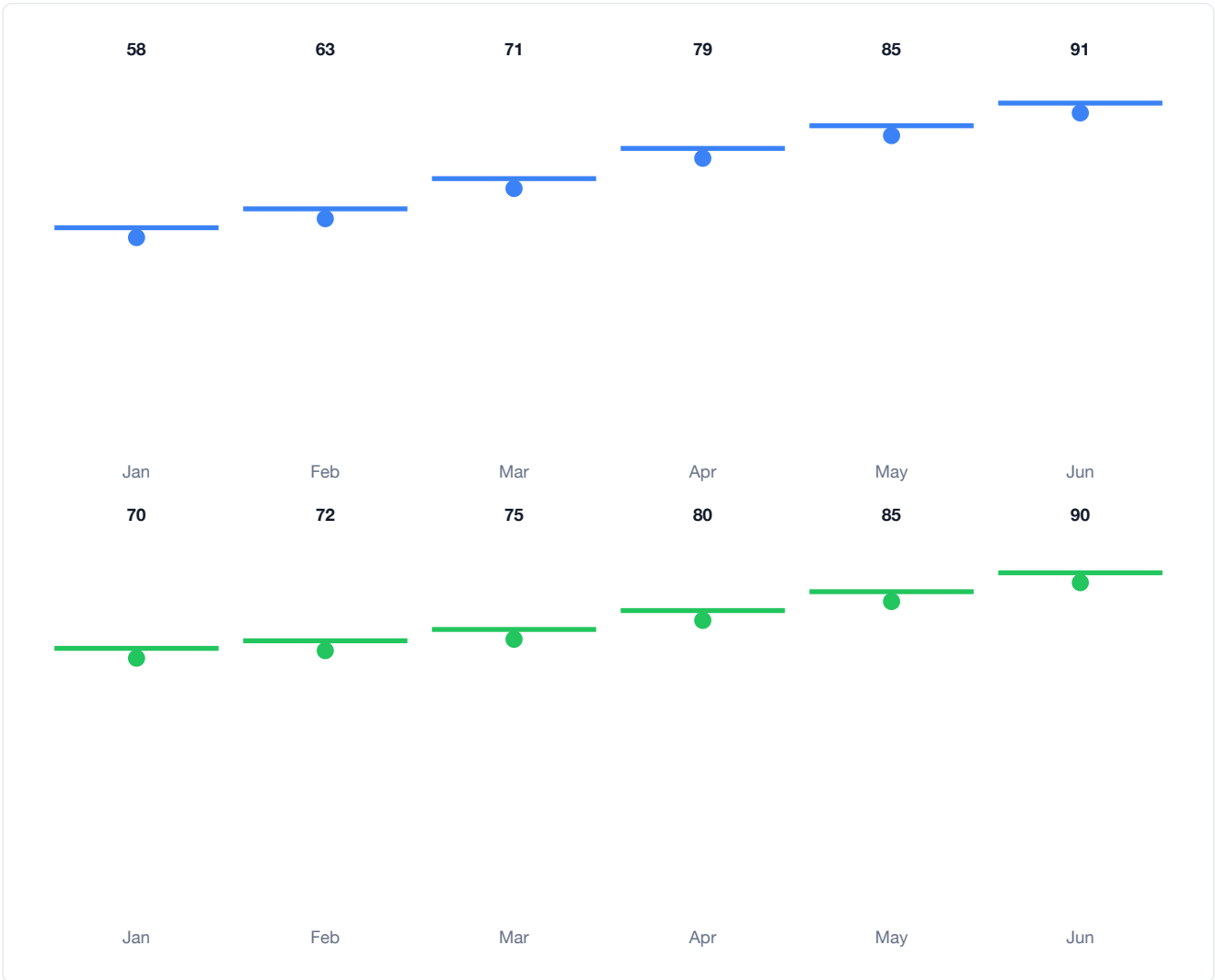
Types: bar, line, pie, area. Data via `add_series(name, Vec<(label, value)>)`.

Issues by Category



4.2 Chart — Line (multi-series)

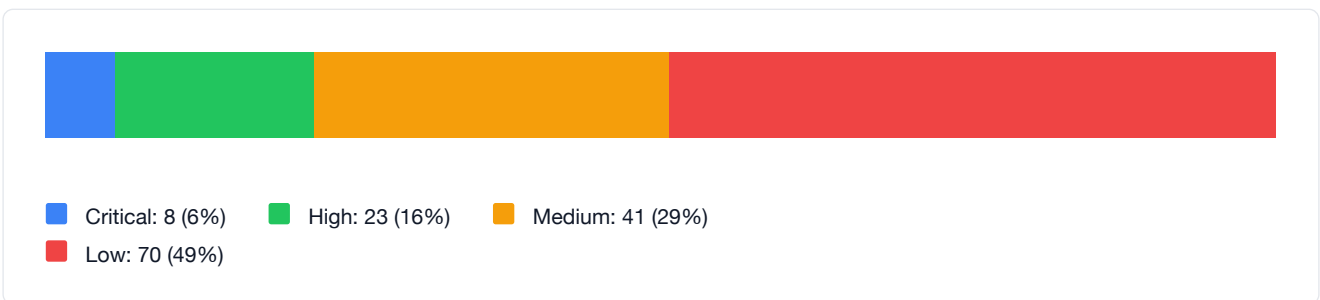
Score Trend



■ Score ■ Target

4.3 Chart — Pie

Issues by Severity



4.4 Sparkline

Compact inline trend chart. Types: bar, line.



5. Findings & Callouts

5.1 Finding

Structured audit finding with severity, description and recommendation.

HIGH **Images missing alternative text**

14 `` elements have no alt attribute.

Recommendation

Add descriptive alt text to every meaningful image.

HIGH **Colour contrast ratio below 4.5:1**

Hero text uses #888888 on white — contrast ratio 3.5:1.

5.2 SpotlightCard

Full-width spotlight block for the single most impactful finding.

TOP FINDING

Missing alternative text

14 images across 8 pages have no alt attribute, blocking screen reader users from perceiving visual content.

Affects all screen reader users — estimated 15% of visitors.

Add descriptive alt attributes to all meaningful images →

14

5.3 ImpactGrid

Three-panel impact overview: user, risk, conversion.

Issue Impact

User Impact

Screen readers blocked

14 images with no alt text prevent assistive technology users from accessing content.

Risk Level

Compliance risk

WCAG 2.1 AA non-compliance may trigger legal obligations in the EU and US.

Conversion

Trust signal

Accessibility issues correlate with higher bounce rates on mobile.

5.4 ChecklistPanel

Checklist-style diagnosis rows with status indicators.

Accessibility Diagnosis

- **Alt text** 14 violations found
- **Colour contrast** 7 violations found
- **Keyboard focus** All interactive elements reachable
- **ARIA labels** No violations detected
- **Skip links** Missing on 3 pages

5.5 ComparisonBlock

Before/after comparison showing incorrect vs correct implementation.

❓ Before

```

```

✓ After

```

```

Always provide meaningful alt text for informative images.

5.6 Callout

Highlighted note block. Types: info, warning, success, error.

All automated findings should be verified manually.

3 critical issues require attention before release.

No WCAG 1.3.1 violations detected.

SSL certificate expires in 7 days.

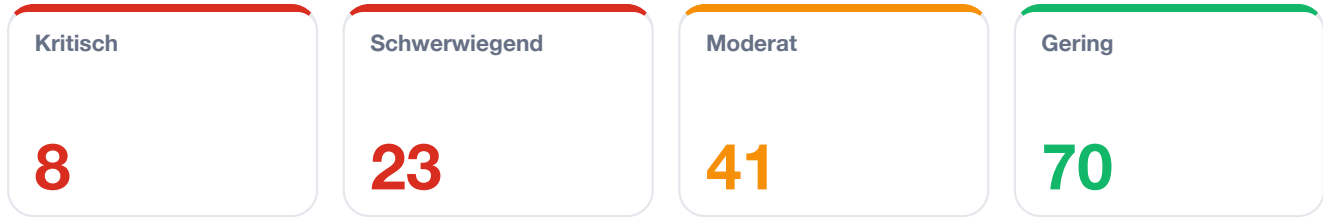
5.7 SummaryBox

Audit Summary

URL	https://example.com
Crawled Pages	24
● WCAG Level	AA
● Mobile Friendly	Issues found

5.8 SeverityOverview

Issue Overview



142 Verstöße insgesamt

6. Tables

6.1 AuditTable

Rule	Severity	Occurrences	WCAG
Missing alt text	critical	14	1.1.1
Low contrast	high	7	1.4.3
Missing label	medium	3	1.3.1
Skip link missing	low	1	2.4.1

6.2 BenchmarkTable

Benchmark Comparison

Nr	Domain	Score	A11y	SEO	Perf	Sec	Krit.
1	example.com	79	94	—	—	—	8
2	competitor-a.com	65	71	—	—	—	14
3	competitor-b.com	88	91	—	—	—	2
4	industry-avg	72	78	—	—	—	9

6.3 PivotTable

Pre-aggregated matrix of row × column values.

Module Scores by Quarter

	Q1	Q2	Q3	Q4
Accessibility	72	79	85	94
Performance	61	63	65	67
SEO	80	82	85	88

6.4 Crosstab

Aggregates raw row data across row and column dimensions.

Scores by Region × Module

	Col 1	Col 2	Total
Row 1	100	150	250
Row 2	200	180	380
Total	300	330	630

Aggregation: avg of Score by Region × Module

7. Lists & Structure

7.1 List

Quick Wins

- Add alt text to 14 images — 30 min effort
- Increase hero text contrast from 3.5:1 to 4.5:1
- Associate form labels with input IDs
- Add visible skip-to-content link

7.2 KeyValueList

Framework	React 18
Hosting	Vercel
CDN	Cloudflare
Analytics	Plausible

7.3 RoadmapBlock

Quick Wins 1 actions

Short-term 1 actions

Long-term 1 actions

Add alt text to images

Impact high
Effort 2h
Role Developer

Fixes 14 critical findings

Increase colour contrast

Impact medium
Effort 4h
Role Designer

Fixes 7 high findings

Redesign navigation for keyboard users

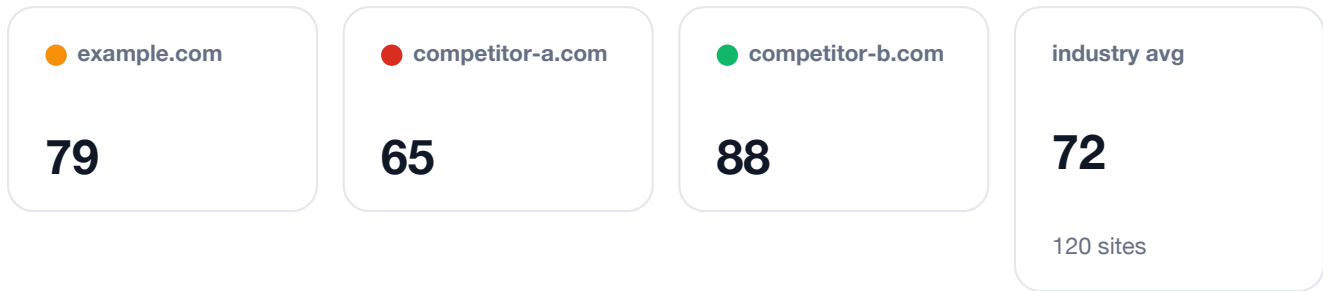
Impact low
Effort 2w
Role Design + Dev

Full keyboard accessibility

7.4 ComparisonCluster

Grid of comparison items with values and status.

Score Comparison



7.5 SideLabel

Sidebar heading with optional subheading and bullet items.

What we checked

Scope of this audit

- All public pages (24 crawled)
- WCAG 2.1 Level AA criteria
- Keyboard and screen reader behaviour

7.6 PhaseBlock

Numbered phase in a multi-step remediation plan.

1 Triage

Fix all critical and high findings.

- Add alt text to 14 images
- Fix colour contrast on hero section
- Associate form labels with inputs

7.7 DiagnosisPanel

Label–diagnosis rows with optional status indicators.

Technical Health Check

● Meta Descriptions	12 pages missing
● Alt Text	All images covered
● HTTPS	Valid TLS 1.3
● Core Web Vitals	LCP needs improvement

7.8 DominantIssueSpotlight

Full-width spotlight for a single dominant issue.

DOMINANT ISSUE 12% Anteil

Missing Meta Descriptions

12 of 24 pages have no meta description, reducing click-through rates from search results by up to 30%.

Nutzer-Wirkung

Users see generic snippets in search results, leading to lower engagement.

Empfehlung

Add unique, compelling meta descriptions (150–160 characters) to all pages.

7.9 WrongRightBlock

Before/after comparison — wrong vs. right.

Incorrect

```

```

Correct

```

```

Always provide descriptive alt text for informational images.

8. Text & Labels

8.1 Label

Default label

Bold label

Centred label

Coloured label

8.2 TextBlock

renderreport is a Rust library for building data-driven PDF reports using Typst as the embedded render engine. Components are declared in Rust, serialised to JSON, and rendered via Typst templates.

8.3 StatusPill (inline)

Already shown in section 3.3 — referenced for completeness.

9. Numbers, Dates & Barcodes

9.1 NumberField

Formatted number with optional prefix, suffix and locale.

42000

€ 2400

79 %

Score: 1234.56

9.2 DateField

[date-field]

[date-field]

[date-field]


9.3 ResourceField

i18n resource lookup by key with locale.

Audit Report (de)


9.4 Barcode — 1D

Code128, EAN-13, QR, Data Matrix and more.



PROD-2026-XYZ-001


CODE128



5901234123457


EAN13

9.5 Barcode — 2D



<https://github.com/casoon/renderreport>

QR_CODE



ASSET-2026-001

DATA_MATRIX

10. Image

Embeds an image from the assets map. Centred by default. Supports caption and width.




Figure 1: Example image with caption

11. Marketing & Narrative

11.1 ProductHero

Full-page product/project introduction with highlights and CTA.

renderreport

Type-safe PDF reports from Rust

Declare components as Rust structs. Render to PDF in milliseconds.

Full type safety — catch errors at compile time

Theme system — customize every visual token

Component-driven — build complex layouts from reusable blocks

Fast rendering — 20-page PDFs in under 500ms

[View on GitHub](#)

11.2 FeatureGrid

Marketing feature/benefit grid with optional icons.

Why renderreport?



Fast Rendering

PDF output in under a second.



Type-safe

All components are Rust structs.



Themeable

Custom tokens per report.



Extensible

Add custom Typst templates.

11.3 CTABox

Call-to-action block. Tones: primary, urgent, neutral.

Start your first report today

renderreport is open source and ready to embed in your pipeline.

[View on GitHub](#) →

11.4 Testimonial

“

renderreport saved us hours every sprint — our PDF reports now build in CI automatically.

— **Engineering Lead**
Example Corp

11.5 ProcessFlow

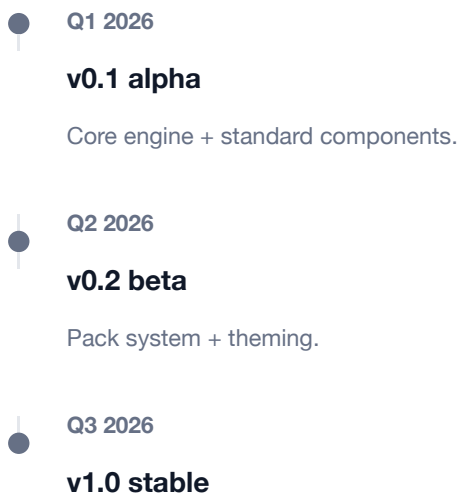
Linear process with numbered steps. Direction: horizontal or vertical.

Report Pipeline



11.6 Timeline

Release Timeline



11.7 Funnel

Conversion Funnel



11.8 ProblemSolution

The Problem

Generating PDFs manually is slow, error-prone, and hard to maintain.

The Solution

renderreport lets you declare report components as Rust structs and render to PDF automatically.

11.9 BeforeAfter

Before

Hand-written PDF layout in LaTeX — 300 lines of fragile code.

After

renderreport: 30 lines of Rust, fully type-safe, CI-friendly.

11.10 WhyItMatters

Why automation matters

Automated, reproducible reports eliminate human error and free engineers to focus on insights rather than formatting.

11.11 FactBox

PERFORMANCE FACT

renderreport renders a 20-page PDF in under 500 ms on a standard CI runner.

11.12 QuoteBlock



Good tools shape good reports. renderreport gives your data the presentation it deserves.

— renderreport team

12. Phase 2 — Advanced Extensions

12.1 BenefitStrip

Horizontal benefit/feature strip for marketing intro and value prop.



Fast

Sub-second PDF rendering



Safe

Type-safe Rust API



Themeable

Customize all tokens

12.2 PricingCard

Single pricing/plan card with features and highlight option.

Professional

\$299 /month

For growing teams

- ✓ Up to 50 reports/month
- ✓ Custom themes
- ✓ Priority support

[Start Free Trial →](#)

RECOMMENDED

Enterprise

Custom

For high-volume needs

- ✓ Unlimited reports
- ✓ Dedicated SLA
- ✓ On-premise deployment

[Contact Sales →](#)

12.3 RecommendationCard

Lightweight recommendation: title + description + impact/effort/priority badges.

Enable HTTPS for all endpoints

Encrypt traffic to prevent man-in-the-middle attacks.

Impact: high**Effort: low****Priority: critical**

12.4 StepCardRow

Numbered steps displayed horizontally for process overview.

1

Collect Data

2

Analyze

3

Report

Pull metrics from your systems

Identify patterns and insights

Generate and distribute PDF

12.5 Columns

Asymmetric two-column layout with flexible width ratio.

Your image or component would go here on the left (60% width).

Right column (40% width) for text, description, or complementary content.

12.6 FaqList

Question-answer pairs for FAQs and knowledge bases.

Frequently Asked Questions

How does renderreport work?

It takes Rust structs as input, serializes them to JSON, and renders them via an embedded Typst engine.

Can I customize the styling?

Yes, the theme system lets you override every visual token globally.

What output formats are supported?

Currently PDF via Typst. HTML and other formats are planned for future releases.

12.7 UseCaseCard

Single use case with context, problem, solution, and optional outcome.

Enterprise Audit Automation

LARGE ORGANIZATIONS WITH 50+ WEBSITES

Problem

Manual PDF audits take weeks and require coordination across teams.

Solution

renderreport generates consistent, type-safe audit reports in CI—eliminating manual steps and reducing turn-around to hours.

Outcome

Reduced audit time from 2 weeks to 2 hours per run.

12.8 LogoStrip

Display logos of customers, partners, or certifications.

TRUSTED BY

TechCorp

InnovateLabs

CloudSystems

DataFlow Inc

12.9 PullQuote

Large, visually prominent full-width quote.

“

renderreport transformed our reporting pipeline from a weeks-long manual process into a fully automated CI/CD workflow.

— Engineering Director, FinTech Startup

12.10 BigNumber

Large metric display for impact statistics.

10x

Faster report generation

From 2 weeks to 2 days

12.11 GlossaryList

Term-definition pairs for reference and terminology.

Glossary of Terms

Component

A reusable, type-safe building block for reports.

Theme

A set of design tokens controlling visual appearance.

Typst

A markup-based typesetting language used for rendering.

12.12 TagCloud

Coloured tag badges for status, labels, or keyword sets.

WCAG Coverage

WCAG 1.1.1

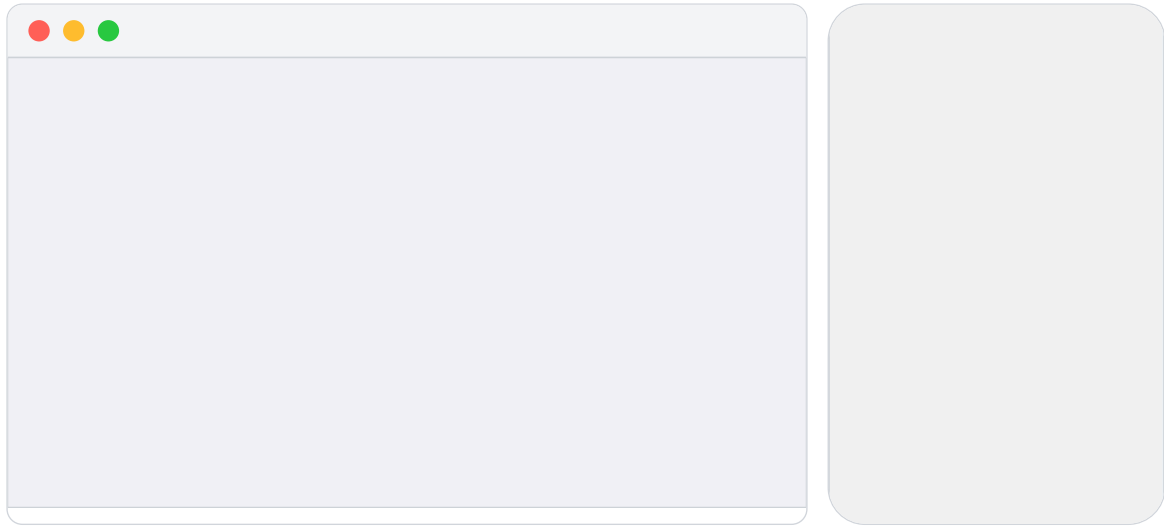
WCAG 1.3.1

WCAG 2.4.3

WCAG 4.1.2

12.13 DevicePreview

Side-by-side desktop / mobile screenshot comparison.



13. Report Patterns

Pre-configured component sequences for common report types. Patterns orchestrate components into a logical narrative flow: context → analysis → solution → actions → CTA.

13.1 Pattern Architecture

Every pattern follows BasePattern: hero (intro), context (why it matters), analysis (findings), solution (approach), actions (next steps), cta (call-to-action). Each pattern specializes this for a specific use case.

13.2 AuditPattern

For security/compliance audits. Hero: score/grade. Analysis: findings, impact grid, checklist. Solution: roadmap. CTA: schedule review.

13.3 MarketingPattern

For product/feature showcases. Hero: product intro. Analysis: features, benefits, comparison. Solution: process flow. Actions: testimonials, use cases. CTA: pricing/signup.

13.4 ExecutivePattern

For C-level summaries. Hero: key metrics. Analysis: top findings, risk assessment. Solution: strategic recommendation. Actions: implementation plan, timeline. CTA: approval/next meeting.